

3-pole contactors

Mini contactors

Contactors for all industrial

1



New

New

New



IEC	AC-3 Rated operational power	$\theta \leq 55^\circ\text{C}^*$, 400 V	kW	4	5.5
UL/CSA	3-phase motor rating	480 V	hp	3	5
AC Control supply		Type	B6	B7	
DC Control supply		Type	BC6	BC7	
AC / DC Control supply		Type	—	—	
IEC	AC-3 Rated operational current	$\theta \leq 55^\circ\text{C}^*$, 400 V	A	9	12
	AC-1 Rated operational current	$\theta \leq 40^\circ\text{C}$, 690 V	A	16 (400 V)	20 (400 V)
UL/CSA	General use rating	600 V	A	12 (300 V)	16
NEMA	NEMA Size			—	—

4	5.5	7.5	4	5.5	7.5	11	15	18.5
5	7.5	10	5	7.5	10	15	20	20
AS09	AS12	AS16	AF09	AF12	AF16	AF26	AF30	AF38
ASL09	ASL12	ASL16	AF09	AF12	AF16	AF26	AF30	AF38
—	—	—	AF09	AF12	AF16	AF26	AF30	AF38
9	12	15.5	9	12	18	26	32	38
22	24	24	25	28	30	45	50	50
20	20	20	25	28	30	45	50	50
00	00	0	00	0	—	1	—	—

* $\theta \leq 60^\circ\text{C}$ for AS(L)09 ... AS(L)16 and AF09 ... AF38 contactors

Main accessories

Auxiliary contact blocks	Front mounting	CAF6
	Side mounting	CA6
Timers	Pneumatic (Front mounting)	
	Electronic	
Interlocking units (1)	Mechanical	
	Mechanical / Electrical	
Connection sets	For reversing contactors	BSM6-30
Surge suppressors	Varistor (AC/DC)	RV-BC6
	RC type (AC)	
	Transil diode (DC)	RD7

CA3-10 (1 x N.O.), CA3-01 (1 x N.C.)	CA4-10 (1 x N.O.), CA4-01 (1 x N.C.) CAL4-11 (1 x N.O. + 1 x N.C.)	
TEF3-ON, TEF3-OFF	VM3	
VM3	VM4	
BER16C-3	VEM4	
RV5 (24...440 V)	BER16-4	BER38-4
RC5-1 (24...440 V)		
RT5 (12...264 V)		

(1) See available reversing contactors VB6, VB7 and VAS09 ... VAS16

Overload relays

Thermal relays	Class 10 (10A or 20 for TA42DU to TA80DU)	T16 (0.10...16 A)
Accessories for thermal overload relays	Remote tripping coil	
	Remote reset coil	
Electronic relays	Wall/separate mounting kit	DB16
	Class 10E, 20E, 30E	E16DU (0.10...18.9 A)
Accessories for electronic overload relays	Wall/separate mounting kit	DB16E


T16 (0.10...16 A)	TF42 (0.10...38 A)	
DB16	DB42	
	EF19 (0.10...18.9 A)	EF19 (0.10...18.9 A), EF45 (9...45 A)
	DB16E (to use with E16DU), DB45 (to use with E45DU)	

Manual motor starters

Thermal / magnetic protection	Class 10	MS116 for class 10A (0.10...32 A) lcs up to 50 kA
		MS132 (0.10...32 A) lcs up to 100 kA
	Class 20	MO132 (0.16...32A)
Magnetic only types		MO132 (0.16...32A)
Accessories	For contactor mounting	BEA7/132
	Auxiliary trip units, auxiliary contacts, busbars	HKF1, HK1, UA1, AA1, PS1, S1, SK1, CK1 (MS132, MO132 only)

MS116 for class 10A (0.10...32 A) lcs up to 50 kA	MS450	
MS132 (0.10...32 A) lcs up to 100 kA	MS497	
	MS451	
MO132 (0.16...32A)		
BEA16-3	BEA16-4	BEA38-4
HKF1, HK1, UA1, AA1, PS1, S1, SK1, CK1 (MS132, MO132 only)	HK4,	

applications and motor starting



1

18.5	22	30	37	45	55	75	90	110	140	160	200	250	315	400	—	475	560	—
30	40	60	60	60	75	100	125	150	200	250	350	400	500	600	—	800	900	—
A40	A50	A63	A75	A95	A110	A145	A185	A210	A260	A300	AF400	AF460	AF580	AF750	AF1250	AF1350	AF1650	AF2050
AL40	AE50	AE63	AE75	AF95	AF110	AF145	AF185	AF210	AF260	AF300	AF400	AF460	AF580	AF750	AF1250	AF1350	AF1650	AF2050
—	AF50	AF63	AF75	AF95	AF110	AF145	AF185	AF210	AF260	AF300	AF400	AF460	AF580	AF750	AF1250	AF1350	AF1650	AF2050
37	50	65	75	96	110	145	185	210	260	305	400	460	580	750	—	860	1050	—
60	100	115	125	145	160	250	275	350	400	500	600	700	800	1050	1260	1350	1650	2050
60	80	90	105	125	140	230	250	300	350	400	550	650	750	900	1210	1350	1650	2100
—	2	—	3	—	—	4	—	—	5	—	—	6	—	7	—	—	8	—

CA5-10 (1 x N.O.), CA5-01 (1 x N.C.)	
CAL5-11 (1 x N.O. + 1 x N.C.)	CAL18-11 (1 x N.O. + 1 x N.C.)
TP40DA, TP180DA Direct timing TP40IA, TP180IA Inverse timing	
VM5-1	VM300H / VM300V
VE5-1	VM750H / VM750V
BER40V	VM1650H
BEM75-30	
BEM110-30	
BEM185-30	
BEM300-30	
BEM460-30	
BEM750-30	
RV5 (24...440 V)	
RC5-1 (24...440 V)	RC5-3 (250...440V)
RC5-2 (24...440 V)	
RT5 (12...264 V)	

TA42DU (18...42 A)	TA75DU (18...80 A)	TA80DU (29...80 A) TA110DU (65...110 A)	TA200DU (66...200 A)	TA450DU/SU (130...310 A) class 30 for SU
				DS25-A DR25-A
DB80		DB80, DB200	DB200	DT450/A
E45DU (9...45 A)	E80DU (27...80 A)	E140DU (50...140 A)	E200DU (60...200 A)	E320DU (100...320 A)
			E500DU (150...500 A)	E800DU (250...800 A)
				E1250DU (375...1250 A)
DB45E, DB80E		DB140E		

Circuit breakers

(28...50 A) Ics up to 50 kA	
MS495 (45...100 A) Ics up to 50 kA	Tmax Circuit breaker and accessories
(22...100 A) Ics up to 100 kA	
(11...50 A) Ics up to 50 kA	
MS496 (28...100 A) Ics up to 100 kA	
MO450 (40...50 A) Ics up to 50 kA	MO495 (63...100 A) Ics up to 50 kA
MO496 (16...100 A) Ics up to 100 kA	
BEA40/450	BEA50/450, BEA75/495
HKS4, UA4, AA4, PS4, S4, SK4	




1SBC101637S0201

4-pole contactors

1

Mini contactors

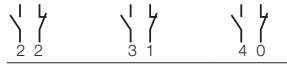





IEC	AC-1 Rated operational current	$\theta \leq 40\text{ }^{\circ}\text{C}$, 690 V	A	16	20
UL/CSA	General use rating	600 V	A	12 (300 V)	16
AC Control supply		Type	B6	B7	
DC Control supply		Type	BC6	BC7	
AC / DC Control supply		Type	—	—	

Contactor relays

Mini contactor relays



IEC	AC-15 Rated operational current	400 V	A	3	
UL/CSA	Pilot duty			A 600	
					
AC Control supply		Type	K6-22Z	K6-31Z	K6-40E
DC Control supply		Type	KC6-22Z	KC6-31Z	KC6-40E
AC / DC Control supply		Type	—	—	—

R contactors

DC Circuit switching



DC-1 Rated current up to 5000 A
 DC-3/DC-5 Rated current up to 2000 A
 1500 V with poles in series

IOR.. 63-...-CC to IOR.. 5100-...-CC

Specific contactors

DC Circuit switching



100 A, 440 V, DC-1
 GA75, GAE75 types





275 to 2050 A, 1000 V, DC-1
 GAF185 to GAF2050 types

Contactors

New



New




25	30	45	55	70	100	125	200	250	300	350	550	800	1000
25	30	45	55	80	80	105	170	200	250	300	420	540	—
AF09	AF16	AF26	AF38	A45	A50	A75	EK110	EK150	EK175	EK210	EK370	EK550	EK1000
AF09	AF16	AF26	AF38	AE45	AE50	AE75	EK110	EK150	EK175	EK210	EK370	EK550	EK1000
AF09	AF16	AF26	AF38	AF45	AF50	AF75	—	—	—	—	—	—	—

Contactor relays



3 A 600, Q 300			3 A 600, Q 600		
NS22E	NS31E	NS40E	NF22E	NF31E	NF40E
NSL22E	NSL31E	NSL40E	NF22E	NF31E	NF40E
—	—	—	NF22E	NF31E	NF40E


AC Circuit switching



AC-1 Rated current up to 5000 A
AC-3 Rated power up to 1500 kW
(1520 A - 440 V)

IOR.. 63...-MT to IOR.. 5100...-MT

Special versions



AC/DC Coupling: LOR.. contactors
Slip ring motor control: FOR .. contactors
Field discharge: AM(F)-CC-JORE contactors
AC/DC Switching (N.C./N.O. main poles):
NOR & JOR contactors
Latching contactors for energy saving
and safety requirements: AMA or AME contactors

Capacitor switching



12.5 to 80 kvar
UA16..RA to UA110..RA types
UA16 to UA110 types

Magnetical latching



3 N.O. poles,
22 to 160 kW, 400 V, AC-3
2 N.O. + 2 N.C. poles,
70 to 125 A, AC-1
AM45 to AM300 types